

BANES, Bristol, North Somerset, Somerset & South Gloucestershire

Data pack

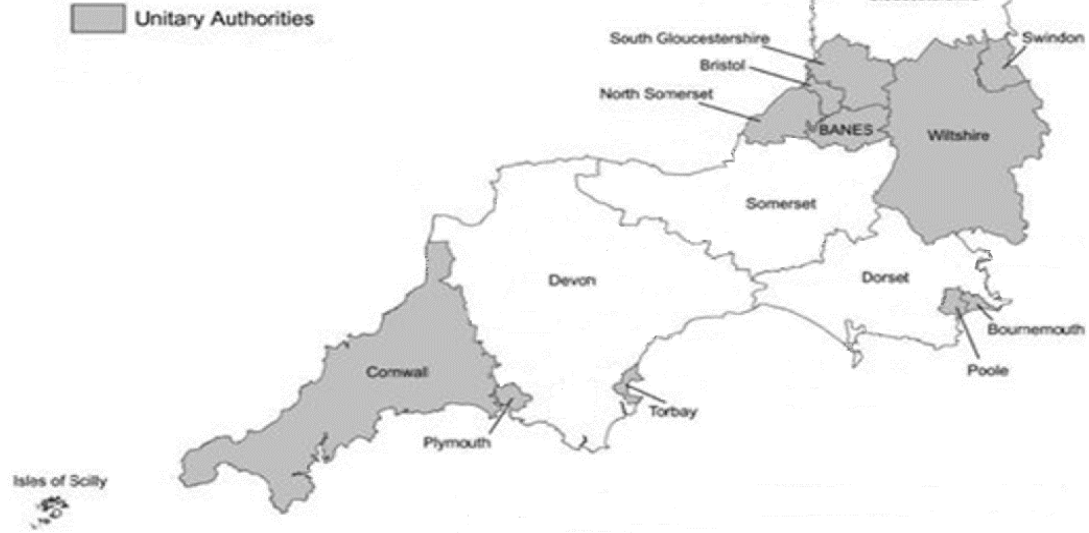
(Official)

Key

- Indicates performance equal to or higher than the national average
- Indicates performance below the national average

South West Overview

The South West has 16 LA areas including 1 Opportunity Area (OA)



There are 2,358 state-funded establishments in the South West:

- 18 LA nurseries (none in sub-region A)
- 1,873 primary schools
- 323 secondary schools
- 18 all-through establishments (4 in this sub-region)
- 3 16+ establishments (none in this sub-region)
- 123 special schools & pupil referral units

We have identified a number of sub-regional priority areas:

- **West Somerset (OA)**
- Swindon
- Torridge (Devon)
- Weymouth and Portland (Dorset)
- Forest of Dean (Gloucestershire)
- **South Gloucestershire**
- Plymouth

Metrics	SW 2016	England 2016	SW 2017	England 2017
EYFS (Good Level of Development)	69.5%	69.3%	70.5% ○	70.7%
EYFS (ES across all ELGs)	68.1%	67.3%	69.2% ○	69.0%
KS1 Reading	73%	74%	76% ○	76%
KS1 Writing	64%	65%	68% ○	68%
KS1 Maths	71%	73%	75% ○	75%
KS1 Science	83%	82%	84% ○	83%
KS1 Yr 1 Phonics decoding	80%	81%	81% ○	81%
KS2 ES RWM	52%	54%	60% ○	61%
KS2 HS RWM	5%	5%	9% ○	9%
KS2 Reading	68%	66%	73% ○	71%
KS2 Writing (teacher assessed)	71%	74%	75% ○	76%
KS2 Mathematics	68%	70%	73% ○	75%
KS2 Grammar, Punctuation & Spelling (GPS)	71%	73%	75% ○	77%
KS4 A8 Avg. Score	50.3	50.1	45.9 ○	46.1
KS4 P8 Avg. Score	-0.05	-0.03	-0.13 ○	-0.03
KS4 Strong Pass 9-5	N/A	N/A	41.6% ○	42.4%
KS4 EBacc (inc 9-5 Eng & Maths)	N/A	N/A	19.3% ○	21.2%
KS5 A Levels APS per entry	30.72	30.44	31.83 ○	32.12
KS5 A Levels grades AAB or better, at least 2 in facilitating subjects	14.4%	13.9%	13.8% ○	16.6%

SRIB Region A Overview

School and trust figures by LA area

LA	No. of state-funded estabs	No. and % of academies	No. of MATs	No. of approved sponsors
BANES	81	42 (52%)	10	5
Bristol	154	71 (46%)	15	15
North Somerset	77	36 (47%)	8	6
Somerset	267	88 (33%)	18	10
South Glos	115	25 (22%)	7	3
SW Total	2,358	1,033 (44%)	162	116

Inadequate schools/dAOs by LA area

LA	Ofsted Cat 4 Academies	Directive Academy Orders (dAOs)	Total
BANES	2	0	2
Bristol	3	5	8
North Somerset	0	0	0
Somerset	3	3	6
South Glos	2	1	3

Ofsted performance by diocese

Diocese	Denomination	No. of schools	% G/O
Diocese of Bath & Wells	Church of England	179	91%
Diocese of Bristol	Church of England	68	98%
Diocese of Clifton	Roman Catholic	61	89%

Ofsted performance by LA area

<p>Outstanding: 19% in SW (21% for SW academies)</p> <ul style="list-style-type: none"> BANES 26% overall (27% for academies) Bristol 27% overall (26% for academies) North Som 21% overall (26% for academies) Somerset 15% overall (19% for academies) South Glos 9% overall (6% for academies) 	<p>Requires Improvement: 8% in SW (10.2% for SW academies)</p> <ul style="list-style-type: none"> BANES 6% overall (5% for academies) Bristol 4% overall (6% for academies) North Som 6% overall (0% for academies) Somerset 9% overall (12% for academies) South Glos 8% overall (22% for academies)
<p>Good: 71% in SW (65.5% for SW academies)</p> <ul style="list-style-type: none"> BANES 65% overall (62% for academies) Bristol 66% overall (67% for academies) North Som 73% overall (74% for academies) Somerset 74% overall (65% for academies) South Glos 79% overall (56% for academies) 	<p>Inadequate: 2% in SW (3.4% for SW academies)</p> <ul style="list-style-type: none"> BANES 3% overall (5% for academies) Bristol 4% overall (2% for academies) North Som 0% overall (0% for academies) Somerset 3% overall (4% for academies) South Glos 4% overall (17% for academies)

Ofsted performance (primary/secondary) by LA area

Overall by LA	1	2	3	4
BANES primary	25%	68%	5%	2%
BANES secondary	21%	57%	14%	7%
Bristol primary	27%	63%	5%	5%
Bristol secondary	25%	70%	5%	0%
North Som primary	18%	77%	5%	0%
North Som secondary	56%	44%	0%	0%
Somerset primary	17%	74%	9%	1%
Somerset secondary	11%	68%	13%	8%
South Glos primary	12%	81%	6%	1%
South Glos secondary	0%	55%	27%	18%
SW primary	18%	72%	8%	1%
SW secondary	18%	64%	11%	6%

SRIB Region A Strengths

Based on 2017 provisional data, strengths in this SRIB region include:

Phonics (% achieving)

- A mostly positive and improving picture across all five LA areas: strong improvements in Bristol, which is now in line with the national average, and South Gloucestershire, which is now above the national average.

KS1

- Improvements across all five LA areas this year – with strong performance in N Somerset, Somerset, and BANES, and particularly so in South Gloucestershire, where there were the largest pp gains in all KS1 subjects, apart from Science

KS2 performance (% achieving expected standard RWM)

- Performance across the country increased by 7pp. Similar gains were seen in majority of LAs in this sub-region, with strong performance in BANES.

KS4 performance (P8, A8, 9-5 pass and 9-4 pass)

- Overall progress and attainment in BANES, but... not much else.

SRIB Region A Priorities

Based on 2017 provisional data, priorities in this SRIB region include:

Phonics (% achieving)

- Somerset's 2017 result (79%) was amongst the lowest in SW. Somerset and BANES still below national averages.

KS1 performance

- Bristol is behind other LAs within this sub-region with marked gaps across all subject areas compared to national performance.

KS2 performance (% achieving expected standard RWM)

- Maintaining strong gains into this year across all LAs, and at LA-level, improving performance in North Somerset. At subject-level, mathematics is below national in all but BANES.

KS4 performance (P8, A8, 9-5 pass and 9-4 pass)

- Overall progress and attainment are the key issues. Progress in English is variable, and often weaker than mathematics (this is particularly true in BANES) and wide variation in open slot; mathematics attainment generally the weakest element

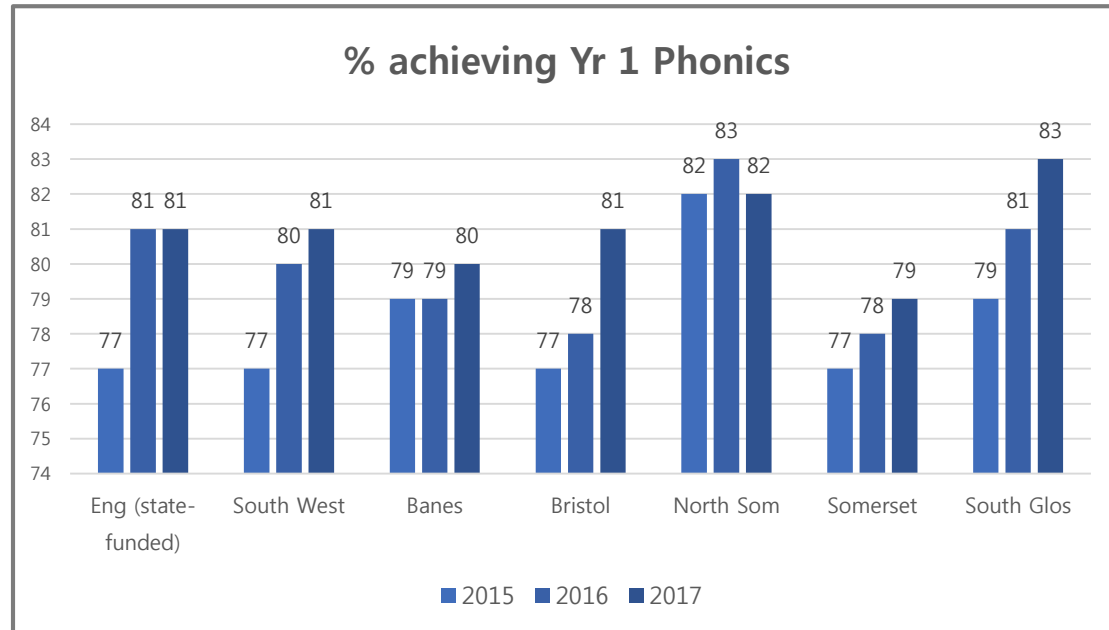
West Somerset (OA) and **South Gloucestershire** remain a focus due to historical performance issues. We are encouraging MDIF applications from trusts that are working in, or that have the potential to work in, these areas.

SRIB Region A Attainment Overview – KS1 & Phonics

Key Stage 1

	2016 KS1 Reading	2017 KS1 Reading	16-17 change	2016 KS1 Writing	2017 KS1 Writing	16-17 change	2016 KS1 Maths	2017 KS1 Maths	16-17 change	2016 KS1 Science	2017 KS1 Science	16-17 change
ENG (state-funded)	74	76	+2	65	68	+3	73	75	+2	82	83	+1
South West	73	76	+3	64	68	+4	71	75	+4	83	84	+1
BANES	74	77 ●	+3	64	68 ●	+4	73	75 ●	+2	83	85 ●	+2
Bristol	71	74 ●	+3	62	65 ●	+3	70	73 ●	+3	80	80 ●	+0
North Somerset	77	79 ●	+2	67	72 ●	+5	76	78 ●	+2	85	89 ●	+4
Somerset	75	77 ●	+2	67	70 ●	+3	73	77 ●	+4	86	87 ●	+1
South Glos	78	82 ●	+4	67	73 ●	+6	75	80 ●	+5	86	88 ●	+2

Phonics



Strengths

- South Gloucestershire stands out - strong KS1 attainment in 2016 and continuing to make good gains in 2017
- Improvements in phonics seen between 2016 & 2017 in most SW LAs

Priorities

- KS1 an issue for for Bristol
- Phonics is an identified priority for the region, although the SW is now performing at the same level as England nationally
- North Somerset had a small 1pp decline in phonics between 2016 & 2017 (but remains above regional & national figs) - this decline can be attributed to the phonics results for girls

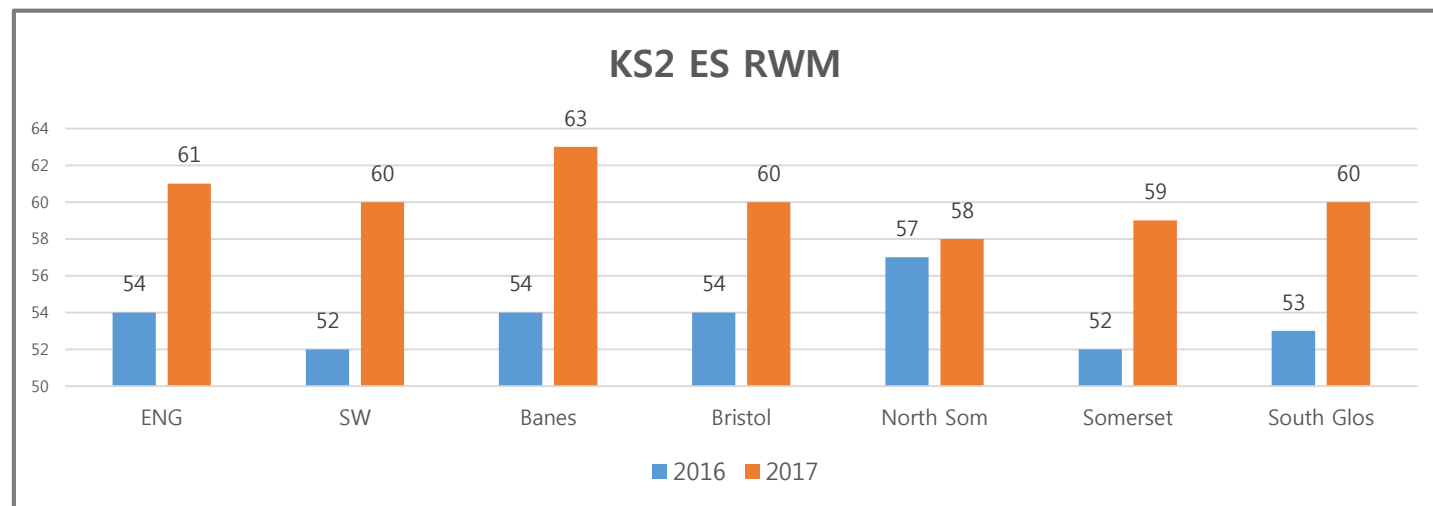
SRIB Region A Attainment Overview – KS2

Strengths

- There have been increases in KS2 ES RWM between 2016 and 2017 across all SW LAs
- There have been increases between 2016 & 2017 across all SW LAs
- Only three SW LAs are above the 61% England average, one of which is BANES, which has clear KS2 subject strengths
- Strong reading attainment in S Glos

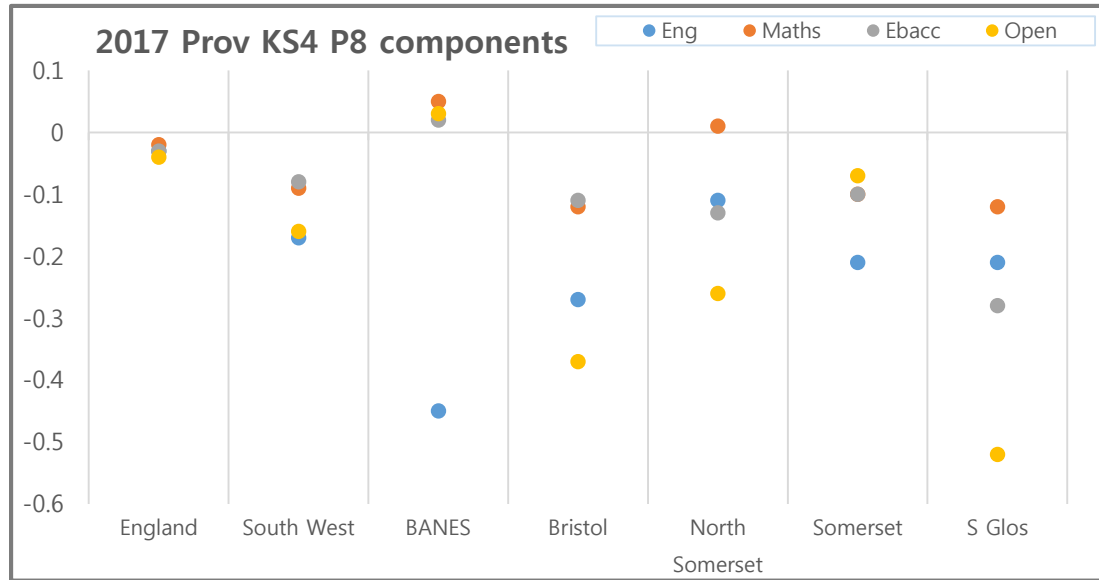
Priorities

- The SW (60%) is still below the Eng average (61%) for the expected standard (ES) in RWM but improved more (8pp) between 2016 and 2017 than England as a whole (7pp)
- North Somerset, which was one of the highest performing SW LAs in 2016, has not increased their ES RWM metric as much as others and is now the second-lowest ranked SW LA
- Stagnant attainment in North Somerset needs to be addressed
- For attainment at a higher standard, maths is the focus, particularly for Somerset & North Somerset.

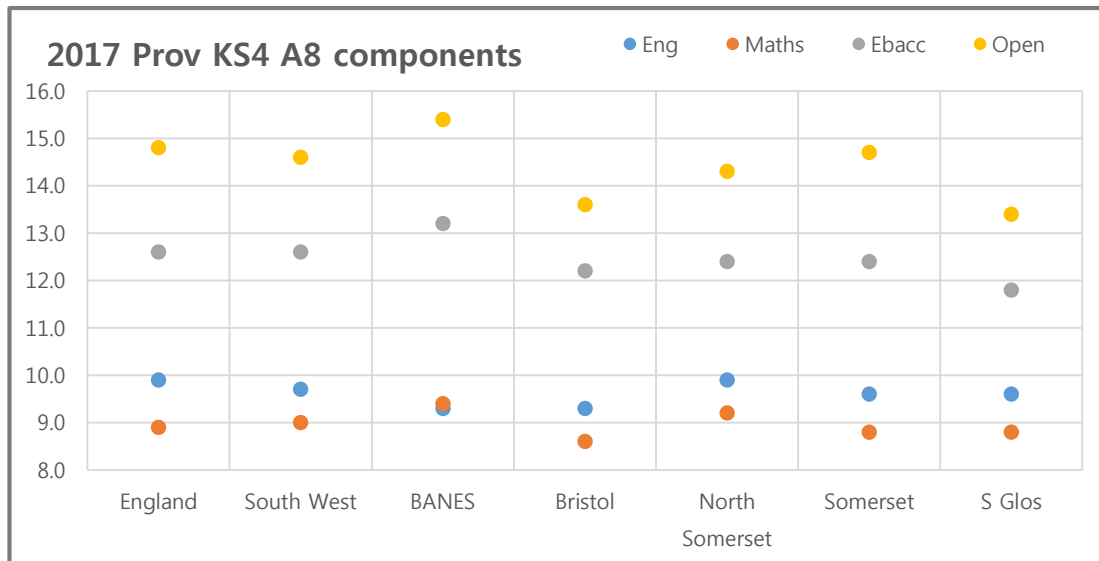


	% reaching the expected standard 2017				% achieving a high score 2017			
	Reading	Writing (TA)	Grammar, punctuation and spelling	Maths	Reading	Writing (TA) – greater depth	Grammar, punctuation and spelling	Maths
ENGLAND (state-funded)	71	76	77	75	25	18	31	23
South West	73	75	75	73	26	18	28	20
BANES	78 ●	76 ●	79 ●	75 ●	33 ●	16 ○	32 ●	22 ○
Bristol	71 ●	76 ●	76 ○	73 ○	27 ●	19 ●	32 ●	23 ●
North Som	70 ○	76 ●	73 ○	72 ○	25 ●	19 ●	26 ○	20 ○
Somerset	72 ●	74 ○	74 ○	71 ○	25 ●	19 ●	27 ○	18 ○
South Glos	74 ●	78 ●	77 ●	73 ○	27 ●	22 ●	30 ○	22 ○

SRIB Region A Attainment Overview – KS4



To note: Somerset P8 Maths (-0.1) overlaps with P8 Ebacc (also -0.1)



	P8	A8	% pupils 9-5	% pupils 9-4
ENG (state-funded)	-0.03	46.1	42.4	63.5
South West	-0.13	45.9	41.6	63.4
BANES	-0.06 ●	47.3 ●	41.4 ●	62.9 ●
Bristol	-0.22 ●	43.8 ●	40.5 ●	58.6 ●
North Somerset	-0.14 ●	45.8 ●	43.5 ●	67.3 ●
Somerset	-0.11 ●	45.5 ●	39.6 ●	62.9 ●
South Gloucestershire	-0.31 ●	43.5 ●	39.2 ●	61.7 ●

To note: The England (state-funded) P8 of -0.03 includes special schools and is the basis on which LA-level data is calculated in the SFR. The P8 for mainstream schools only is 0

P8 Strengths

- Progress in BANES just below national, and above SW. Still a negative score, however.
- BANES is performing well in most of the progress elements (apart from English progress)
- Maths is a key regional priority, but in progress terms at least, it is one of the stronger elements in this sub-region, particularly in BANES & North Somerset

A8 Strengths

- Attainment above national in BANES
- The Open & Ebacc elements of A8 are relatively strong, particularly in BANES & Somerset
- North Somerset is performing above regional and England averages for their English & Maths elements

P8 Priorities

- South Glos has one of the lowest 2017 P8 scores within the SW
- Both the English & open elements are priorities for this sub-region, particularly English in BANES & the Open elements in Bristol, North Somerset & South Glos

A8 Priorities

- South Glos & Bristol are amongst the LAs with the lowest overall A8 score within the SW (Bristol's A8 data is below other sub-regional performance as is South Glos' results in the Open & Ebacc elements)
- Maths attainment markedly lower than English (BANES excepted)